


Pool Access Chair



PART #: F-520XWSPM
425 LB. [192 kg] MAXIMUM WEIGHT CAPACITY

MANDATORY
LEAVE THIS MANUAL WITH CHAIR OWNER

Read and follow all instructions.
Safety can only be ensured if the beach chair is installed and operated according to these instructions.

- NEVER permit children to play on or around the chair
- DO NOT allow children to use the chair without adult supervision

READ CAREFULLY

Check entire box and all packing materials for parts. Before beginning assembly, read the instructions and identify parts using the figures and parts listed in this document.

It is critical that all parts be carefully inspected prior to installation. If any damage occurred in transit, Aqua Creek Products, LLC must be notified within three days of receipt of unit.

Proper installation cannot be overstressed, as an improper installation voids Aqua Creek's warranty and may affect the safety of the user.

Operating Instructions

Your product is shipped partially assembled in one large box. Check the outside of the box and verify it is in good shape and note any damage. If any part of the product is damaged; call the carrier that delivered the product and let them know that there was hidden damage to your shipment. Have them make a note on the Bill of Lading and then contact Aqua Creek Products immediately at (888) 687-3552. Take pictures of the damage as they will be needed to file any freight claims.

1) Remove the chair from the box and set on a flat, clean surface. The back of the chair is zip tied to the base of the chair. Remove the zip ties. See pictures 1 & 2 below.




PICTURE 1




PICTURE 2

2) Set the back of the chair in place to connect it to the base of the chair. It may be necessary to further loosen, or even remove, the screws that are pre-installed in the chair base. Once the seat back is fully installed to the base, secure in place using the two (2) pre-installed screws. See pictures 3 & 4 below.




PICTURE 3




PICTURE 4

Operating Instructions

3) Loop both ends of the bottom of the backrest mesh around the chair and secure tightly in place. See the top backrest mesh connections for proper installation. See pictures 5 & 6 below.



PICTURE 5



PICTURE 6

4) Lastly, install the seat belt in place by looping it through the chair and securing using the snap buttons. Once the seat belt is installed, the chair is ready for use. See pictures 7 & 8.



PICTURE 7



PICTURE 8

AQUA CREEK PRODUCTS, LLC LIMITED ONE (1) YEAR WARRANTY:
PVC POOLS ACCESS CHAIRS

(ITEM #'s F-520SPM, F-520WSPM, F-520XWSPM, F-520SPPS, F-520WSPPS)

Aqua Creek Products, LLC (a.k.a. Aqua Creek) warrants to the original end user purchaser that products manufactured by Aqua Creek, when properly installed in accordance with assembly and installation instructions and properly used and maintained, shall be free from defects in material and workmanship for a period of **one (1) year from the date of original purchase**, provided that Aqua Creek receives prompt notice in writing of any defect or failure and satisfactory proof thereof, with the following exceptions:

Exceptions:

- This warranty specifically excludes reimbursement for labor to remove, repair, or install the product and any freight charges.
- This warranty does not cover any damages due to accident, misuse, abuse, negligence or failure to properly maintain any products, or normal wear and tear from day to day operations.
- In the event that any products are altered, repaired, or improperly installed by anyone without the prior written approval by Aqua Creek, all warranties are void.

IMPORTANT: User is not to exceed the rated weight capacity of this product. It is the responsibility of the product owner to verify the weight of the patron for warranty claim purposes and to ensure that the product is not overloaded.

To initiate a warranty claim, the owner of an Aqua Creek product must provide the place of purchase, in writing, with a full description of the product, its serial number, the dates of purchase and installation, and the exact nature of the defect. Within thirty (30) days after receipt of a written warranty claim by Aqua Creek, and barring any unforeseen delays, the place of purchase will be notified of Aqua Creek's decision regarding the claim. All warranty calculations are from date of original purchase at manufacturer's suggested retail price. Non-payment for product to Aqua Creek may void warranty.

If requested by Aqua Creek, any defective product must be returned, freight prepaid by customer, to Aqua Creek's designated factory location or duly appointed distributor for inspection and/or repair. Aqua Creek will, at its option, repair or replace the failed or defective item, and deliver the repaired product or replacement to the customer. All freight charges are the responsibility of the customer. Products returned to Aqua Creek for which Aqua Creek provides replacement under this limited warranty shall become the property of Aqua Creek. A new warranty period shall **NOT** be established for the repaired or replaced products. Such products shall remain under warranty only for the remainder of the original warranty period on the original products purchased.

This written limited warranty constitutes the final, complete and exclusive statement of warranty terms. No person or organization is authorized to make any other specific or implied warranties or representations on behalf of Aqua Creek.

THE WARRANTIES SET FORTH HEREIN ARE IN LIEU OF ALL OTHER WARRANTIES, EXPRESSED OR IMPLIED, WHICH ARE HEREBY DISCLAIMED AND EXCLUDED, INCLUDING WITHOUT LIMITATION ANY WARRANTY OF MERCHANTABILITY OR FITNESS FOR A PARTICULAR PURPOSE OR USE.

THE SOLE AND EXCLUSIVE REMEDIES FOR BREACH OF ANY AND ALL WARRANTIES WITH RESPECT TO THE PRODUCTS SHALL BE LIMITED TO REPAIR OR REPLACEMENT AT AQUA CREEK'S DESIGNATED FACTORY LOCATION, OR DULY APPOINTED DISTRIBUTOR, OR IN PLACE AT AQUA CREEK'S OPTION. IN NO EVENT SHALL AQUA CREEK'S LIABILITY EXCEED THE ENTIRE AMOUNT PAID TO AQUA CREEK BY THE ORIGINAL PURCHASER FOR THE FAILED OR DEFECTIVE PRODUCT.

IN NO EVENT SHALL AQUA CREEK PRODUCTS, LLC BE LIABLE FOR ANY INCIDENTAL, CONSEQUENTIAL, SPECIAL, INDIRECT, PUNITIVE OR EXEMPLARY DAMAGES OR LOST PROFITS FROM ANY BREACH OF THIS LIMITED WARRANTY OR OTHERWISE.

Aqua Creek Products, LLC
9889 Garrymore Lane
Missoula, MT 59808
Toll Free: (888) 687-3552
Local/Intnl: (406) 549-0769
www.aquacreek.com